

New Zealand International Education

Key Trends 2015



Student numbers
+14% (+14,810)

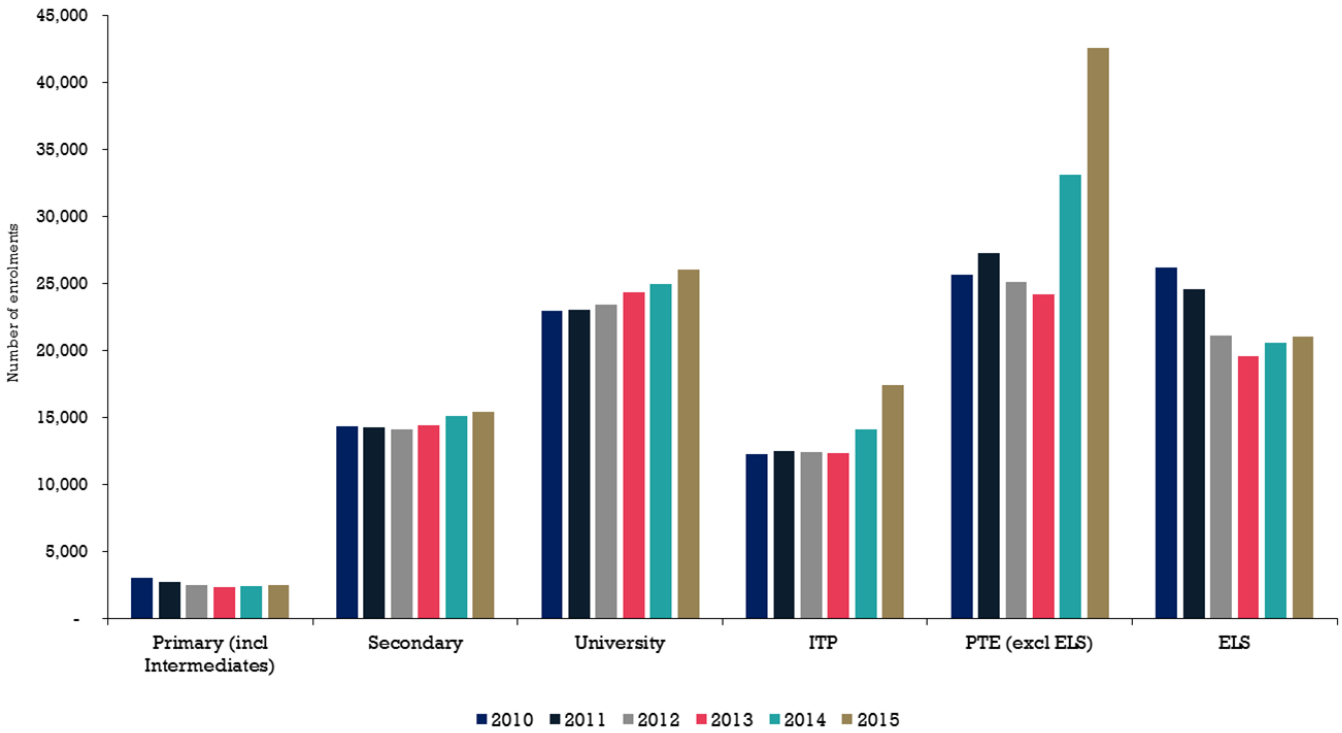


Student enrolments
+13% (+14,748)



Tuition fee revenue reached \$1b
(+\$146m)

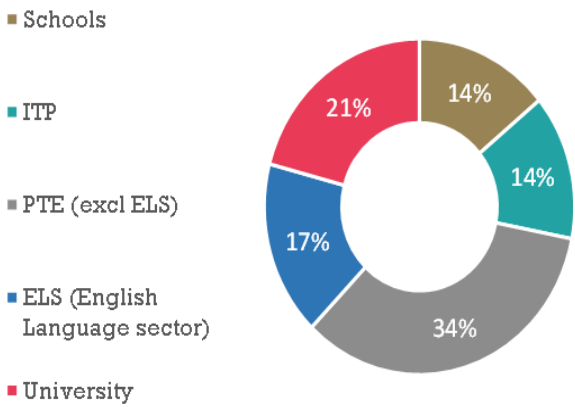
International student enrolments by sector 2010-2015



Regional enrolments variation

↑	Auckland	+15% (+10,589)
↑	Bay of Plenty	+22% (+891)
↑	Canterbury	+13% (+1,180)
→	Gisborne	+3% (+1)
→	Hawke's Bay	+4% (+47)
→	Manawatu-Wanganui	+3% (+98)
↑	Marlborough	+62% (+47)
↑	Nelson/Tasman	+30% (+318)
↑	Northland	+6% (+31)
↑	Otago	+21% (+277)
↑	Southland	+18% (+221)
↑	Taranaki	+8% (+52)
↑	Waikato	+7% (+370)
↑	Wellington	+9% (+641)
↑	West Coast	+35% (+19)
→	Other	+1% (+42)

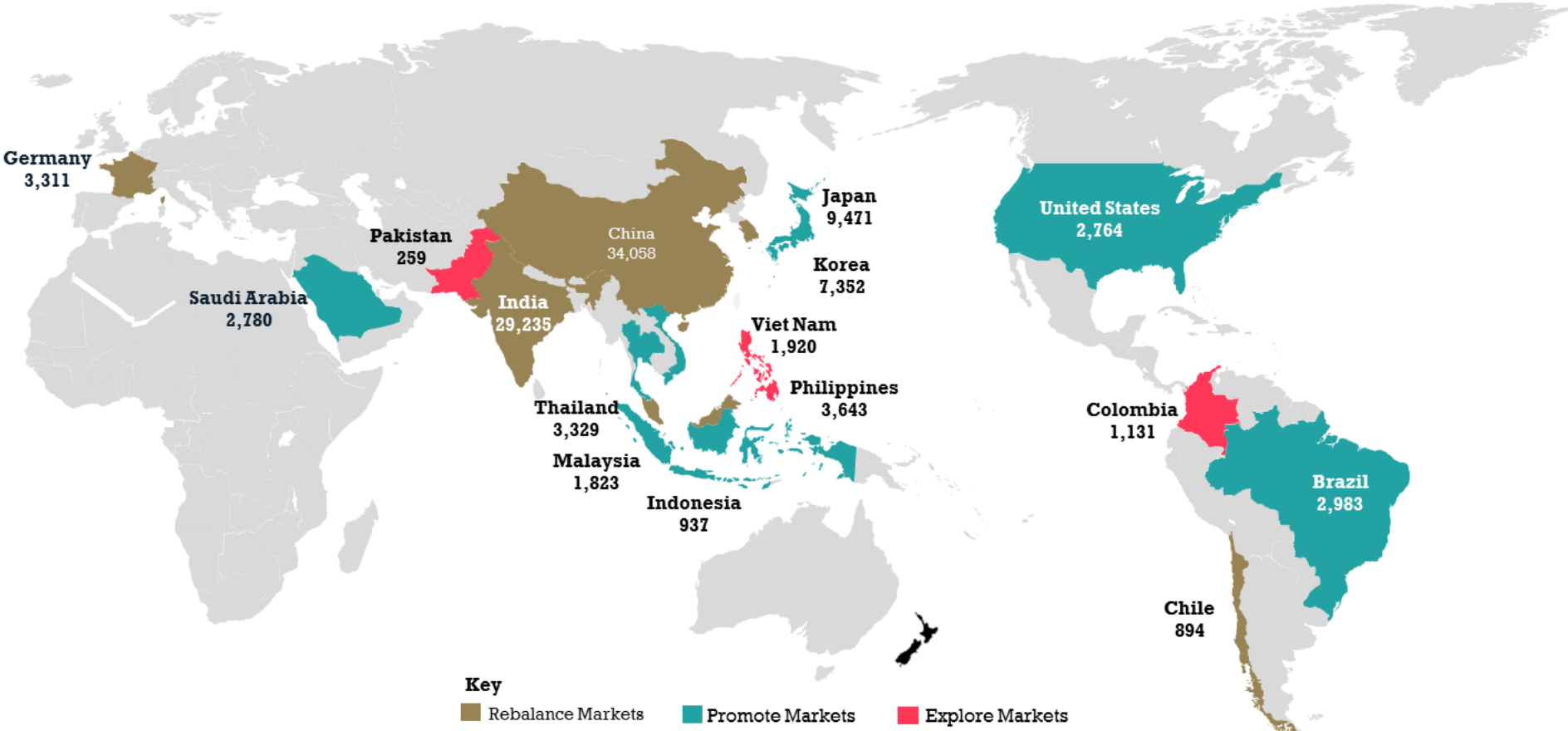
Sector distribution



Number of international students 2010-2015



Priority markets : 2015 Full year



Developed by Education New Zealand.
This infographic includes data on full-fee-paying, NZ Aid, PhD, foreign research postgraduate and exchange students. It combines the data sources from the Ministry of Education: the Export Education Levy and Single Data Return (SDR) data. Offshore students are included if classified as offshore in the SDR. Link to data source: student numbers (www.educationcounts.govt.nz).