

ITP sector international student trends

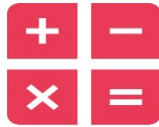
January to April 2014

ThinkNew



The number of international students

+9%



Tuition fee income from international students

+12%



Students studying at postgraduate level

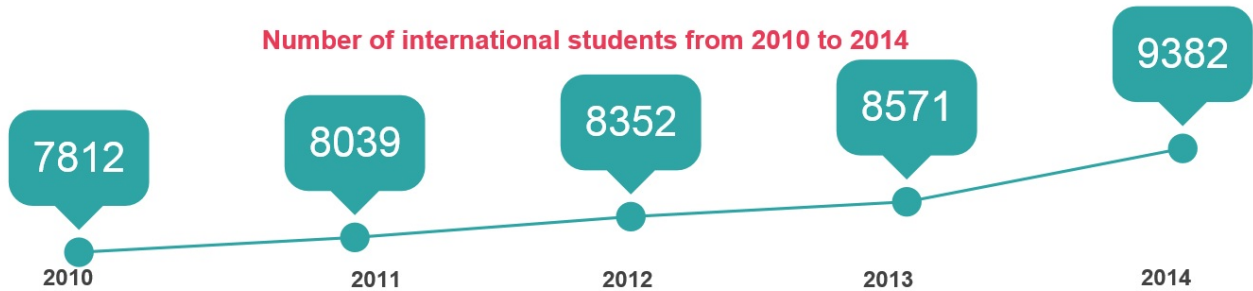
+18%



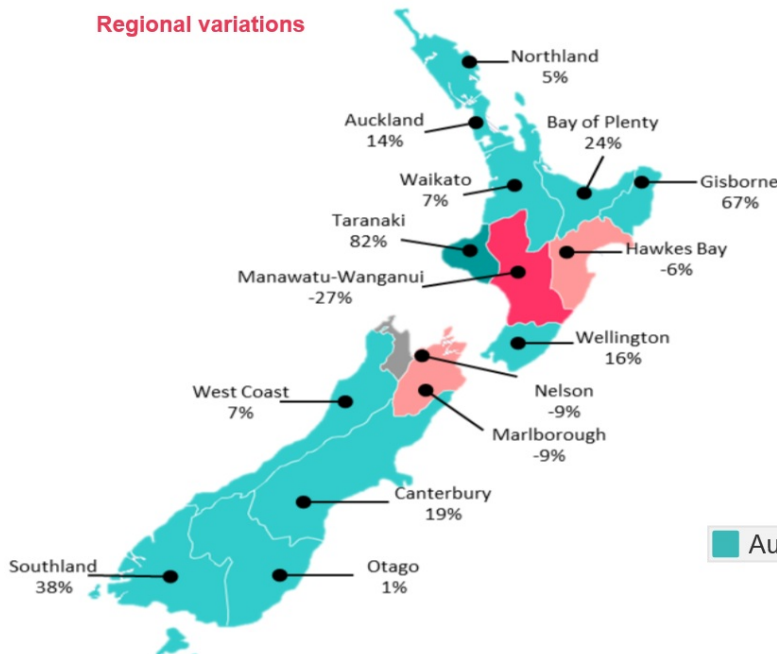
Students studying in the Auckland region

+14%

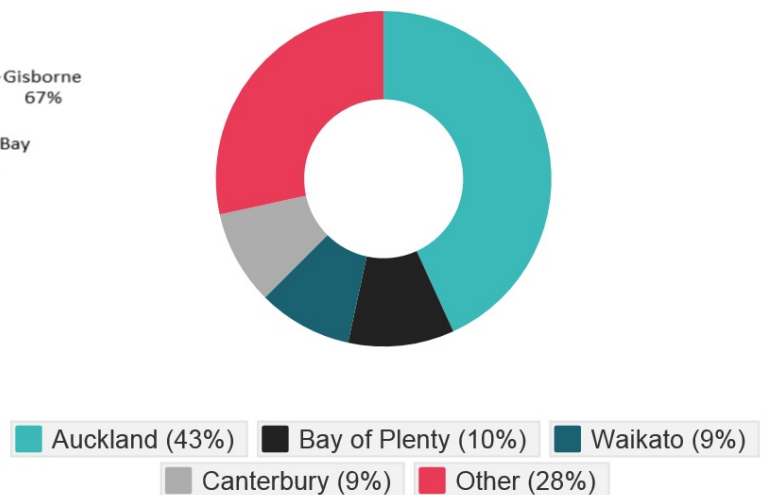
Number of international students from 2010 to 2014



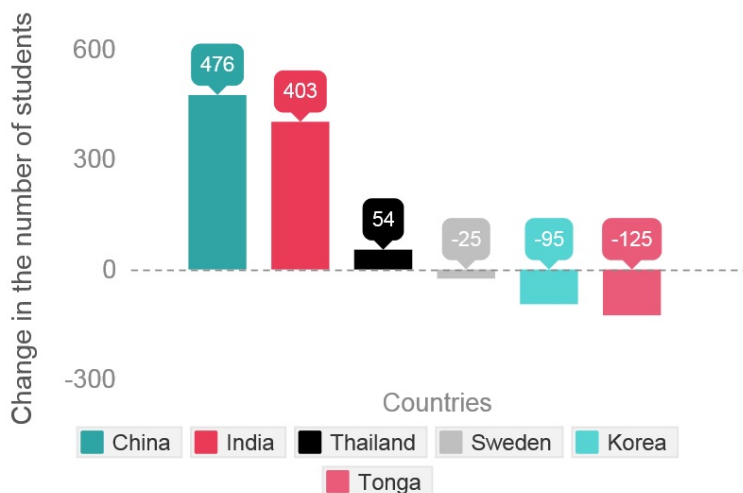
Regional variations



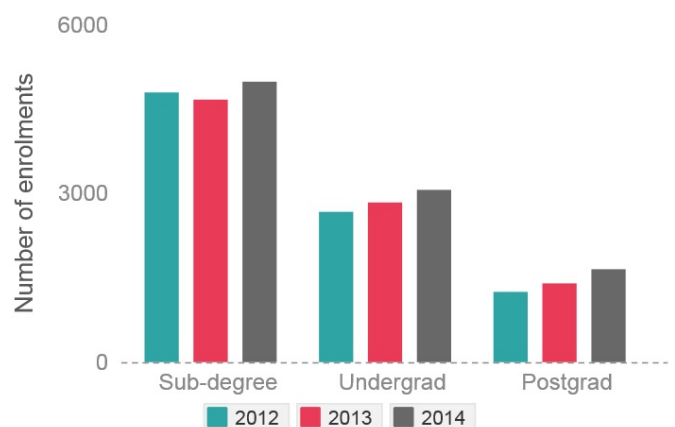
Proportional distribution of students by region, 2014



Top three increases & decreases by source country



Student enrolments by level of study, 2012 - 2014*



Developed by Education New Zealand.
This infographic includes data on full fee-paying, NZ Aid, PhD, foreign research postgraduate and exchange students.
It combines the following data sources from the Ministry of Education: the Export Education Levy and Single Data Return (SDR) data. Offshore students are also included if classified as offshore in the SDR. Links to data sources: student numbers (www.educationcounts.govt.nz) and student visas (www.immigration.govt.nz).
*Sub-degree includes Certificates from level 1 - 4 and Diplomas from level 5 - 7 in the SDR. Postgrad includes Postgraduate Certificates and Diplomas (L7 - 8), Honours, Masters and Doctoral level studies.
These figures are provisional and is subject to change in the full-year data release in early 2015.