


International student trends

January to August 2015



+17%

The number of international students



+31%

Tuition fee income



+60%

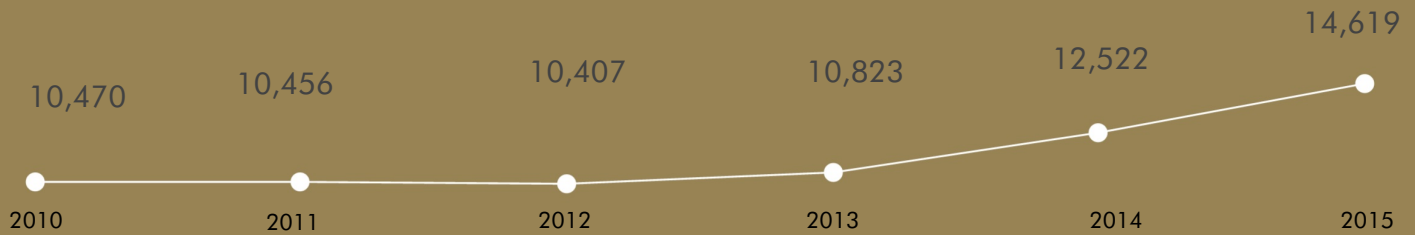
Students studying at postgraduate level



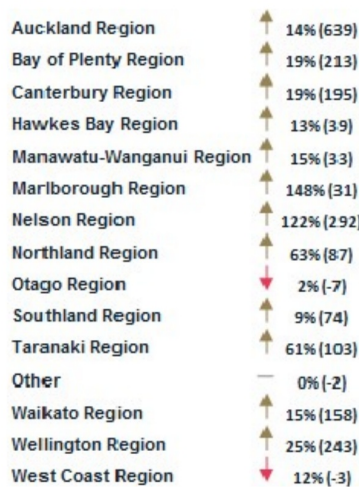
+32%

International student enrolments in Information Technology

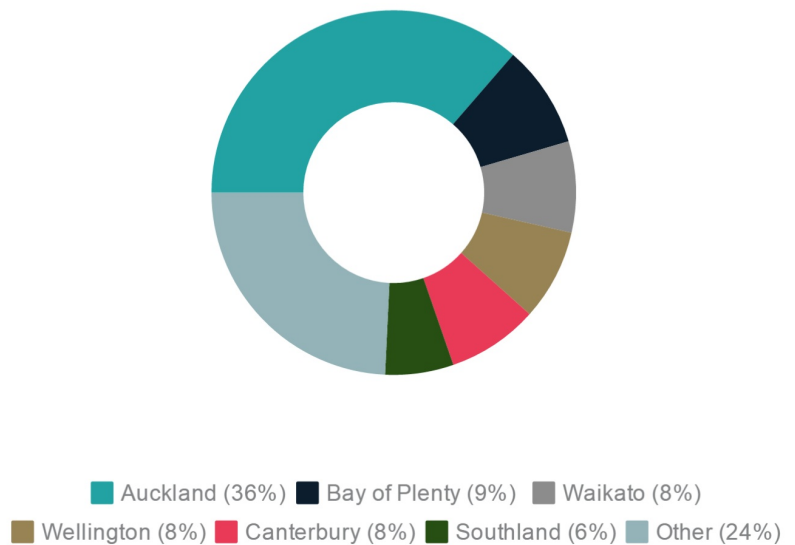
Number of international students from 2010 to 2015



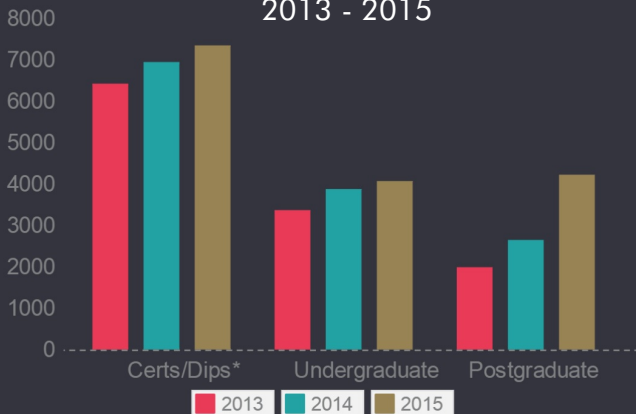
Regional enrolment variations** (alphabetically)



Proportional distribution of students by region, 2015



Enrolments by level of study, 2013 - 2015



Top three increases and decreases by source country



Developed by Education New Zealand.

This infographic includes data on full fee-paying, NZ Aid, PhD, foreign research postgraduate and exchange students. It combines the data sources from the Ministry of Education: the Export Education Levy and Single Data Return (SDR) data. Offshore students are also included if classified as offshore in the SDR. Link to data source: student numbers (www.educationcounts.govt.nz.)

*Certs/Dips includes Certificates from level 1 - 4 and Diplomas from level 5 - 7 in the SDR.

**Regions that have less than 10 enrolments have not been included. Other includes unknown and distance provision. These figures are provisional and are subject to change in the full year release.