



International students
+23% (+3,311)

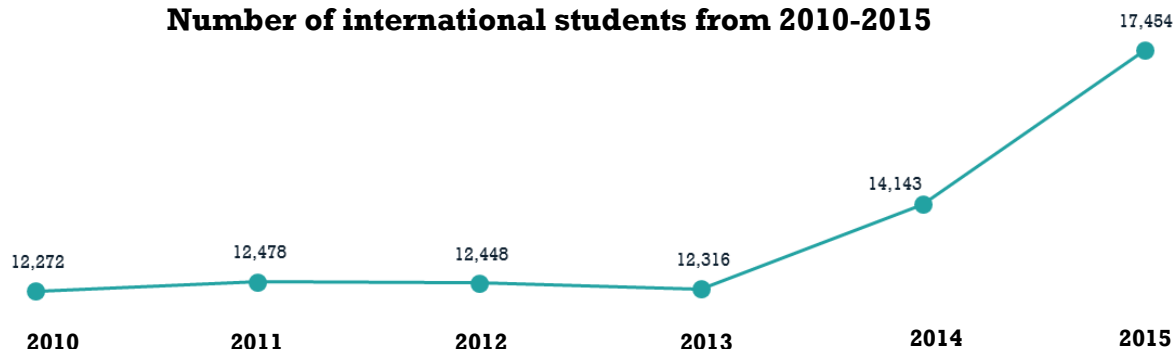


Tuition fee revenue
\$166.0m



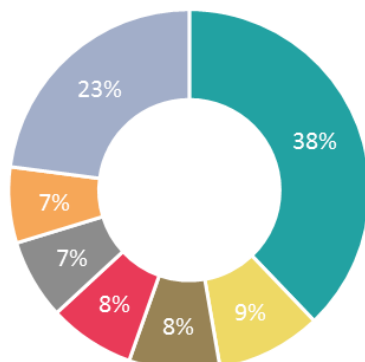
Growth in certificates and diploma enrolments

Number of international students from 2010-2015



Regional enrolment distribution

- Auckland
- Bay of Plenty
- Wellington
- Canterbury
- Waikato
- Southland
- Other



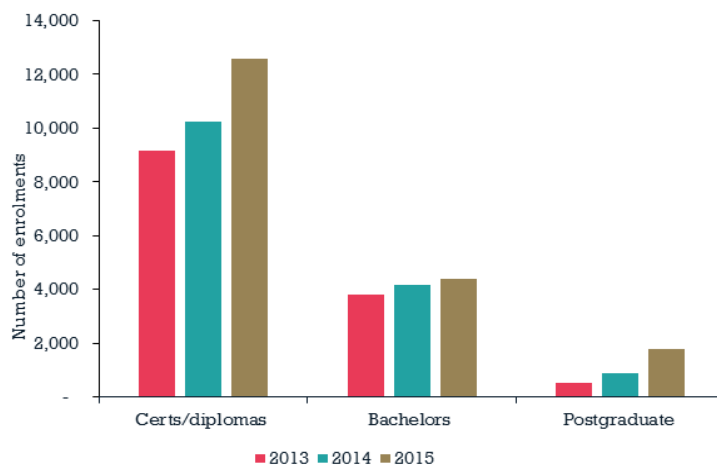
Regional enrolment variation

↑	Auckland	+29% (+1,508)
↑	Bay of Plenty	+27% (+357)
↑	Canterbury	+17% (+202)
↑	Gisborne	+22% (+2)
↑	Hawke's Bay	+17% (+53)
↑	Manawatu-Wanganui	+20% (+57)
↑	Marlborough	+124% (+31)
↑	Nelson/Tasman	+64% (+256)
↑	Northland	+38% (+69)
→	Otago	+1% (+4)
↑	Southland	+21% (+209)
↑	Taranaki	+46% (+91)
↑	Waikato	+12% (+140)
↑	Wellington	+32% (+348)
↑	West Coast	+30% (+13)
→	Other	-3% (-50)

Top three increases and decreases by country



Enrolments by level of study, 2013-2015



Certs/diplomas includes Level 1-4 and certs/diplomas 5-7 and postgraduate Level 7 certs/diplomas. Postgraduate Study includes Level 8 honours/diplomas to Level 10 Doctoral. Other includes the "unknown" field and distance provision degrees. This includes Government funded tertiary providers only.

Developed by Education New Zealand.

This infographic includes data on full-fee-paying, NZ Aid, PhD, foreign research postgraduate and exchange students. It combines the data sources from the Ministry of Education: the Export Education Levy and Single Data Return (SDR) data. Offshore students are included if classified as offshore in the SDR. Link to data source: www.educationcounts.govt.nz