

PTE sector international student trends


January to April 2014

ThinkNew



The number of international students in the PTE sector

+13%



Tuition fee income from international students in the PTE sector

+22%



Indian students

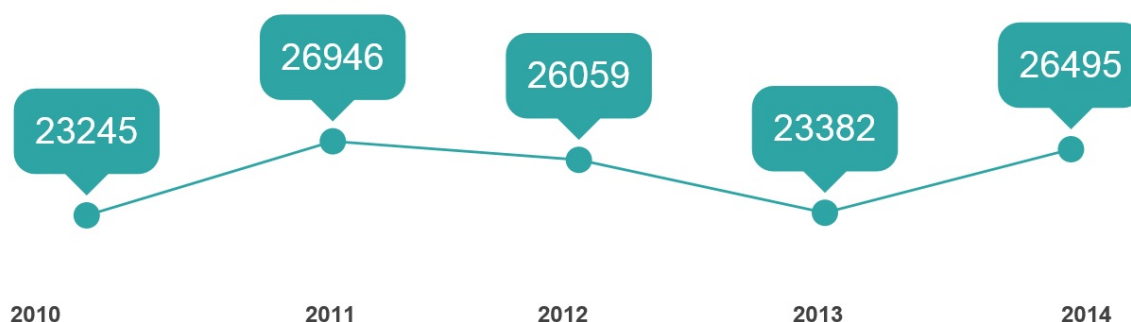
+59%



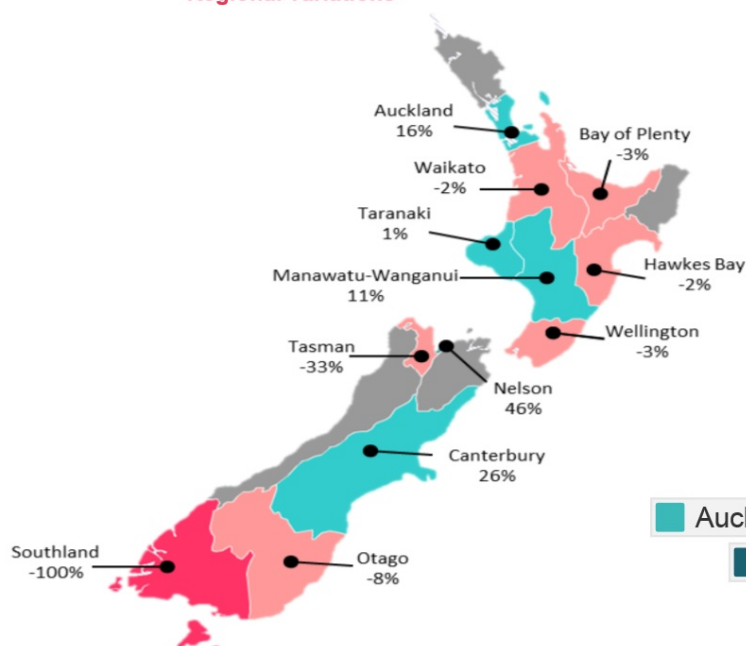
International students studying in Auckland

+16%

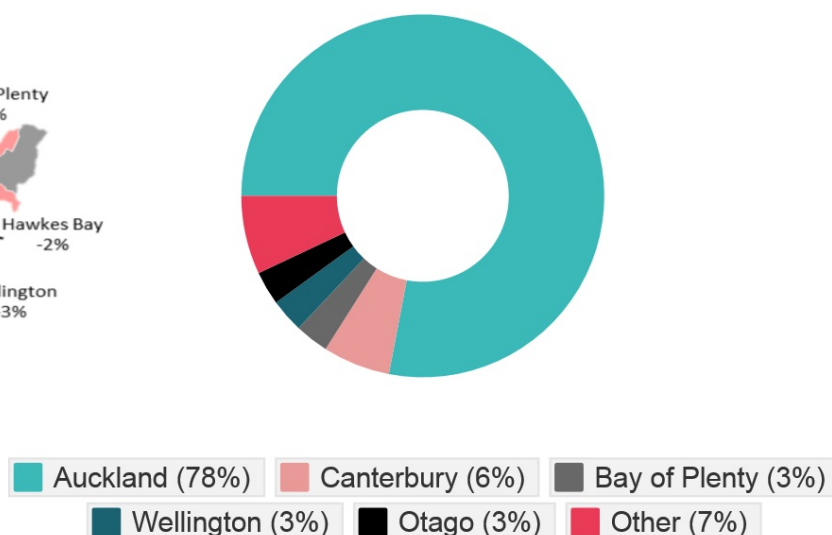
Number of international students from 2010 to 2014



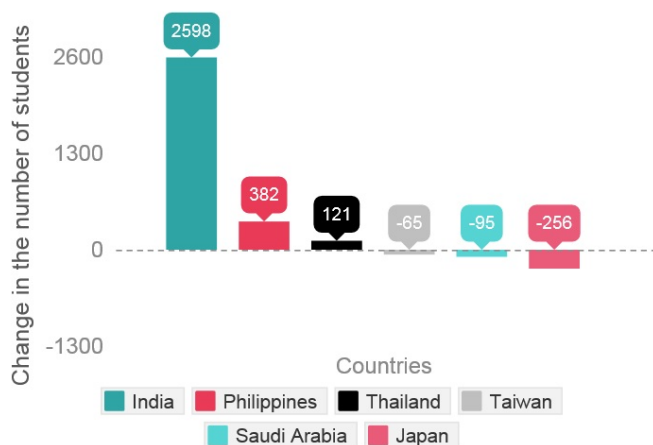
Regional variations



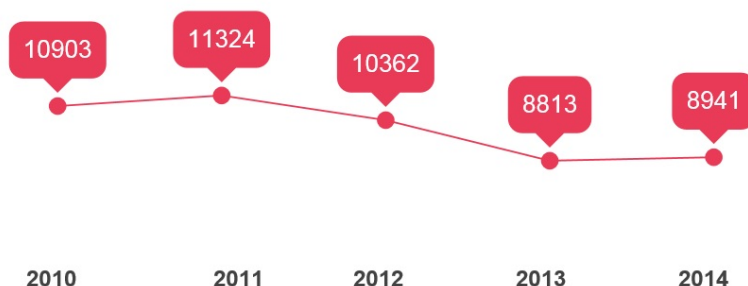
Proportional distribution of students by region, 2014



Top three increases & decreases by source country



Number of international students in the English language sector, 2010 - 2014



Developed by Education New Zealand.

This infographic includes data on full fee-paying, NZ Aid, PhD, foreign research postgraduate and exchange students. It combines the following data sources from the Ministry of Education: the Export Education Levy and Single Data Return (SDR) data. Link to data sources: student numbers (www.educationcounts.govt.nz). This data includes SDR-PTEs, Non-SDR PTEs, and Subsidiaries. These figures are provisional and is subject to change in the full-year data release in early 2015.