


University sector international student trends

Full year 2014



The number of international students

+3%



Tuition fee income

+5%



Students studying for a Masters degree**

+22%



Students studying Civil Engineering

+26%

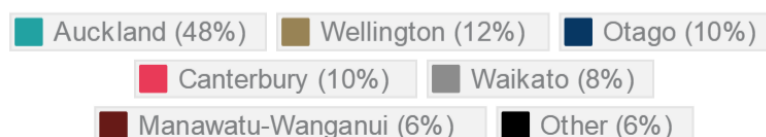
Number of international students from 2010 to 2014



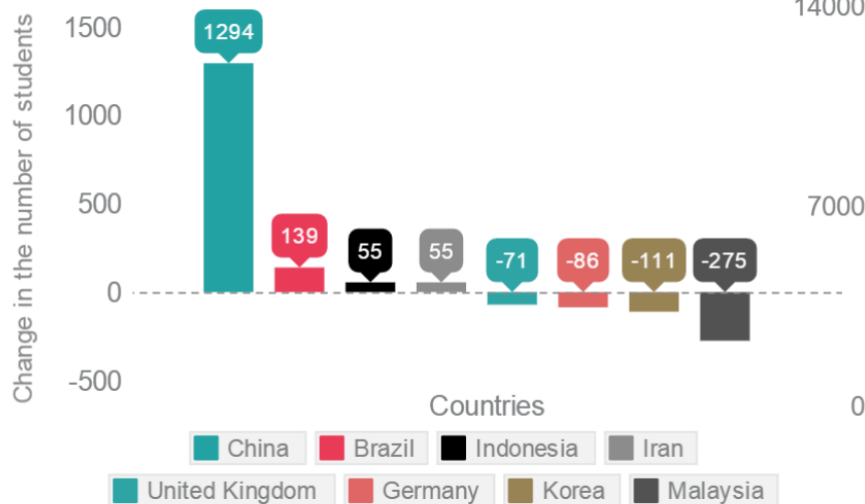
Regional enrolment variations (alphabetically)*

Auckland Region	6% (708)
Bay of Plenty Region	240% (12)
Canterbury Region	2% (40)
Manawatu-Wanganui Region	-2% (-34)
Otago Region	0% (3)
Unknown	10% (121)
Waikato Region	3% (61)
Wellington Region	-2% (-69)

Proportional distribution of students by region



Top four increases and decreases by source country



Enrolments by level of study, 2012 - 2014

