


Overall international student trends

January to April 2014



The number of international students

+8%



Tuition fee income from students

+10%



Students studying at postgraduate level*

+12%



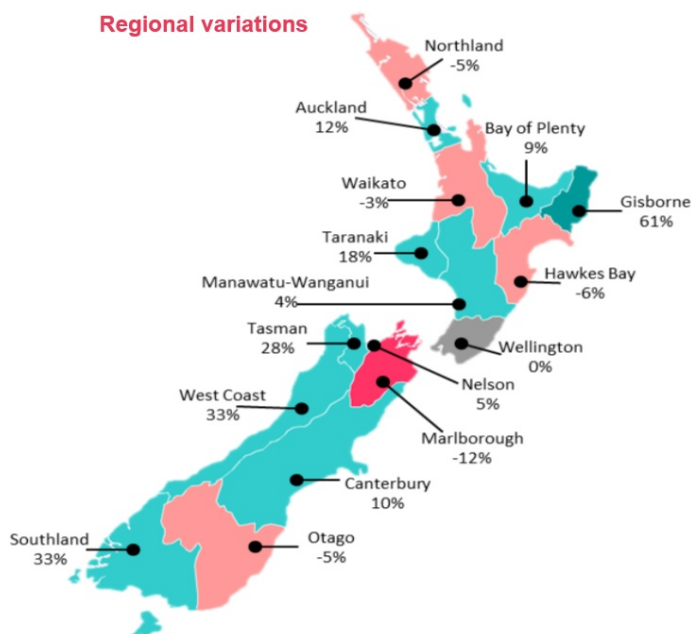
Students studying Management and Commerce

+12%

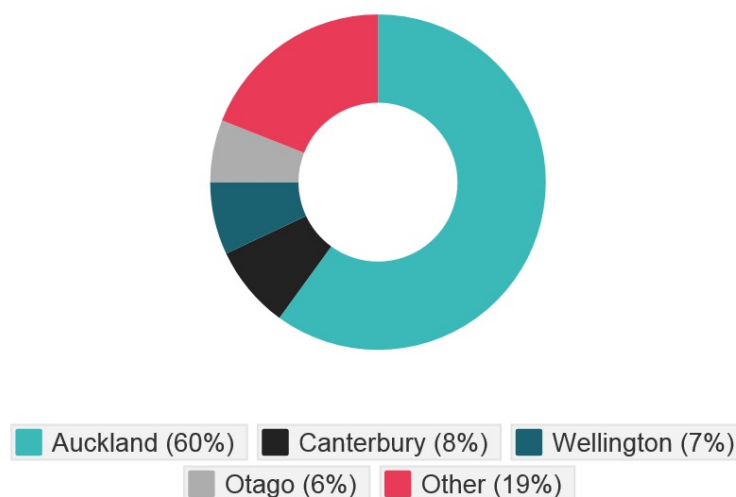
Number of international students from 2010 to 2014



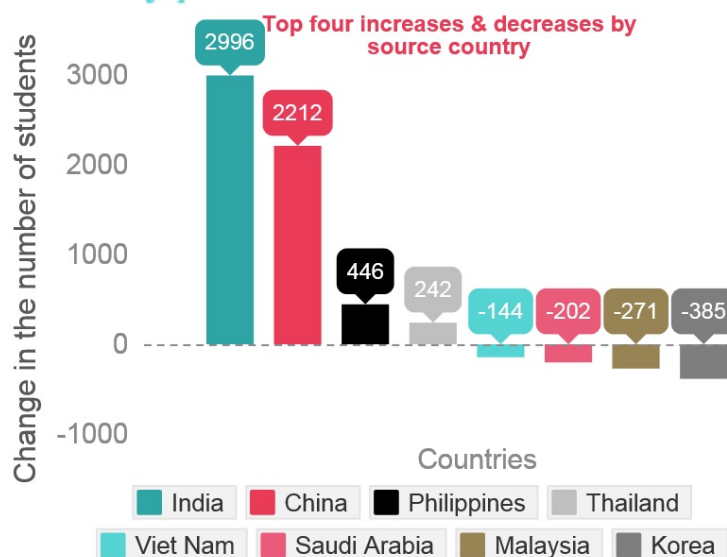
Regional variations



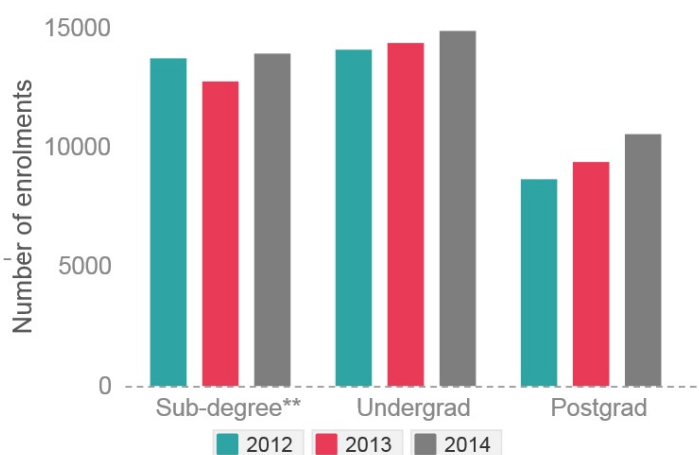
Proportional distribution of students by region, 2014



Top four increases & decreases by source country



Student enrolments by level of study, 2012 - 2014*



Developed by Education New Zealand.

This infographic includes data on full fee-paying, NZ Aid, PhD, foreign research postgraduate and exchange students. It combines the data sources from the Ministry of Education: the Export Education Levy and Single Data Return (SDR) data. Offshore students are also included if classified as offshore in the SDR. Link to data source: www.educationcounts.govt.nz

*These include Government funded tertiary providers only, which are universities, institutes of technology (ITPs), wānanga, and government funded private training establishments (PTEs).

**Sub-degree includes Certificates from level 1 - 4 and Diplomas from level 5 - 7 in the SDR. These figures are provisional and subject to change in the full-year data release in early 2015.